




Cute Animals

20
Designs
F70707

scarf instructions included

Embroidery Club Feature Collection




Formats: art, dst, exp, hus, jef, ofm, pcs, pes, sew, vip, vp3, xxx



TURTLE

File: 3D0164 (18)
3.72"W X 3.44"H
ST: 15,357 (12)

- Colors: 6
1. Green3
 2. Med. Avocado2
 3. Dk. Lime
 4. Green3
 5. Dk. Dk. Avocado2
 6. Green3
 7. Black
 8. White



SHARK

File: 3D0165 (18)
3.89"W X 2.78"H
ST: 13,315 (12)

- Colors: 6
1. Blue3
 2. Lt. Lt. Turquoise
 3. Blue5
 4. White
 5. Dk. Blue2
 6. Black
 7. White



HAMSTER

File: 3D0166 (18)
3.09"W X 3.86"H
ST: 17,621 (12)

- Colors: 8
1. Dk. Dk. Gold2
 2. Pearl
 3. Lt. Lt. Gold2
 4. Med. Tan
 5. Pink
 6. Dk. Dk. Gold2
 7. Med. Umber
 8. Black
 9. White
 10. Pink
 11. Black



PENGUIN

File: 3D0167 (18)
3.42"W X 3.80"H
ST: 17,378 (12)

- Colors: 5
1. Dk. Dk. Umber2
 2. Black
 3. White
 4. Gray
 5. Black
 6. Tangerine
 7. White



BEAR

File: 3D0168 (18)
3.86"W X 3.42"H
ST: 16,989 (12)


- Colors: 7
1. Lt. Lt. Brown2
 2. Brown3
 3. Cream
 4. Black
 5. Dk. Gray
 6. White
 7. Pink



FROG

File: 3D0169 (18)
3.76"W X 3.44"H
ST: 12,958 (12)

- Colors: 4
1. Lt. Lime
 2. Dk. Lime
 3. Black
 4. White



ELEPHANT

File: 3D0170 (18)
3.44"W X 3.78"H
ST: 13,896 (12)


- Colors: 6
1. Med. Turquoise2
 2. Lt. Teal
 3. Cream
 4. Lt. Maroon
 5. Med. Turquoise2
 6. Black
 7. White



KITTY

File: 3D0171 (18)
3.88"W X 3.32"H
ST: 14,009 (12)


- Colors: 6
1. Lavender
 2. Lt. Lt. Tangerine
 3. Lt. Rust2
 4. Black
 5. White
 6. Pink



CHICK

File: 3D0172 (18)
2.67"W X 3.88"H
ST: 11,380 (12)

- Colors: 5
1. Tangerine
 2. Yellow3
 3. Dk. Yellow
 4. Black
 5. White



HIPPO

File: 3D0173 (18)
3.88"W X 3.37"H
ST: 15,906 (12)

- Colors: 7
1. Dk. Lavender
 2. Lt. Purple
 3. Lt. Lt. Lavender
 4. Pink
 5. Black
 6. White
 7. Dk. Lavender
 8. Purple




Cute Animals

20
Designs
F70707

scarf instructions included

Embroidery Club Feature Collection




Formats: art, dst, exp, hus, jef, ofm, pcs, pes, sew, vip, vp3, xxx



FOX
File: 3D0174 (18)
2.50"W X 3.88"H
ST: 14,785 (12)
Colors: 6
1. Lt. Rust
2. Cream
3. Dk. Tangerine
4. Dk. Silver
5. Black
6. White




MONKEY
File: 3D0175 (18)
3.74"W X 3.43"H
ST: 15,590 (12)
Colors: 6
1. Dk. Brown
2. Brown2
3. Lt. Tan
4. Lt. Lt. Brown2
5. Dk. Brown
6. Lt. Lt. Brown2
7. Black
8. White



WHALE
File: 3D0176 (18)
3.87"W X 3.18"H
ST: 12,846 (12)
Colors: 7
1. Lt. Blue2
2. Lt. Lt. Sage3
3. Lt. Teal3
4. Teal5
5. Dk. Blue7
6. Black
7. White



BUNNY
File: 3D0177 (18)
2.89"W X 3.87"H
ST: 16,306 (12)
Colors: 6
1. Dk. Silver
2. Lt. Tan
3. White
4. Black
5. White
6. Charcoal
7. Med. Pink




PIGGY
File: 3D0178 (18)
3.84"W X 3.27"H
ST: 19,330 (12)
Colors: 4
1. Pink
2. Dk. Pink
3. Black
4. White
5. Dk. Pink
6. Black



JELLYFISH
File: 3D0179 (18)
2.76"W X 3.89"H
ST: 13,910 (12)
Colors: 6
1. Lt. Tangerine
2. Lt. Tan
3. Orange
4. Lt. Taupe
5. Lt. Tangerine
6. Black
7. White



LION
File: 3D0180 (18)
3.17"W X 3.89"H
ST: 15,587 (12)
Colors: 7
1. Gold
2. Brown3
3. Lt. Tan
4. Gold
5. Dk. Gold
6. Pink
7. Black
8. White



SNAKE
File: 3D0181 (18)
3.02"W X 3.81"H
ST: 12,999 (12)
Colors: 5
1. Dk. Lime
2. Lt. Lt. Gold2
3. Dk. Dk. Avocado
4. Black
5. White



TIGER
File: 3D0182 (18)
3.41"W X 3.74"H
ST: 19,379 (12)
Colors: 6
1. Lt. Rust
2. Lt. Lt. Tan
3. Black
4. Dk. Dk. Tangerine
5. Pink
6. White



PUPPY
File: 3D0183 (18)
2.97"W X 3.86"H
ST: 16,885 (12)
Colors: 8
1. Med. Beige
2. Dk. Taupe
3. Dk. Dk. Beige
4. Cream
5. Fuchsia2
6. Black
7. White
8. Dk. Gray



Cute Animals

20
Designs
F70707

scarf instructions included

Embroidery Club Feature Collection



Scarf Instructions

Things you will need:

Tape Measure
Cut away backing
Scissors
Fleece

1. Cut strip of fleece for the scarf. We cut ours 53 inches in length and 7 inches in width.



2. Hoop one end of your fleece with 2 pieces of backing, leaving 4 inches for the ties at the end. Embroider the design.



3. Remove from the hoop, cut off excess backing. Cut strips on both ends of the scarf. They should be 4 inches long and 1 inch wide.



4. Tie a single knot in each strip.



5. Your scarf is now complete!

