




Cupcake Holders



16
Designs
5x7 Sewing Field
F70772

Embroidery Club Feature Collection

Formats: art, dst, exp, hus, jef, ofm, pes, vip, vp3, xxx



GEOMETRIC PATTERN APPLIQUE
File: KC1536 (20)
6.96"W X 4.32"H
ST: 16,633 (15)
Colors: 1
1. Outline (92)
2. Tackdown (93)
3. Med. Red (1081)
INCL. IN PACKS: F70772



LEAVES & SWIRLS APPLIQUE
File: KC1537 (20)
6.91"W X 4.35"H
ST: 14,830 (15)
Colors: 1
1. Outline (92)
2. Tackdown (93)
3. Dk. Dk. Lime (1050)
INCL. IN PACKS: F70772



HAPPY BIRTHDAY APPLIQUE
File: KC1538 (20)
6.97"W X 4.28"H
ST: 8,988 (15)
Colors: 6
1. Outline (92)
2. Tackdown (93)
3. Med. Red (1081)
4. Med. Turquoise4 (1295)
5. Dk. Dk. Purple (1122)
6. Orange2 (1078)
7. Dk. Yellow (1024)
8. Dk. Dk. Lime (1050)
INCL. IN PACKS: F70772



PRINCESS APPLIQUE
File: KC1539 (20)
6.84"W X 4.31"H
ST: 8,604 (15)
Colors: 3
1. Outline (92)
2. Tackdown (93)
3. Lt Fuchsia (1321)
4. Dk. Dk. Yellow (1172)
5. Med. Fuchsia (1110)
INCL. IN PACKS: F70772




IT'S A BOY APPLIQUE
File: KC1540 (20)
6.93"W X 4.34"H
ST: 9,355 (15)
Colors: 7
1. Outline (92)
2. Tackdown (93)
3. Turquoise (1093)
4. Dk. Beige (1258)
5. Lt. Tan (1084)
6. Dk. Dk. Umber (1131)
7. Med. Turquoise3 (1294)
8. Turquoise (1093)
9. White (1001)
10. Lt. Lt. Gold2 (1066)
11. Med. Turquoise3 (1294)
INCL. IN PACKS: F70772



IT'S A GIRL APPLIQUE
File: KC1541 (20)
7.00"W X 4.26"H
ST: 10,686 (15)
Colors: 8
1. Outline (92)
2. Tackdown (93)
3. Lt Fuchsia (1321)
4. Fuchsia2 (1309)
5. Purple (1032)
6. White (1001)
7. Lt. Lt. Gold2 (1066)
8. Dk. Lime (1049)
9. Green (1051)
10. Fuchsia2 (1309)
11. Med. Fuchsia (1110)
12. Lt. Lt. Gold2 (1066)
13. Purple (1032)
14. Med. Fuchsia (1110)
INCL. IN PACKS: F70772



LACE PATTERN APPLIQUE
File: KC1542 (20)
6.92"W X 4.33"H
ST: 18,912 (15)
Colors: 1
1. Outline (92)
2. Tackdown (93)
3. Lt. Purple (1311)
INCL. IN PACKS: F70772



ROSES APPLIQUE
File: KC1543 (20)
6.87"W X 4.40"H
ST: 16,119 (15)
Colors: 5
1. Outline (92)
2. Tackdown (93)
3. Yellow (1124)
4. Med. Mint (1301)
5. Med. Teal2 (1280)
6. Lt. Red3 (1154)
7. Dk. Dk. Fuchsia (1186)
8. Med. Teal2 (1280)
INCL. IN PACKS: F70772



Cupcake Holders



16
Designs

5x7 Sewing Field
F70772

Embroidery Club Feature Collection

Formats: art, dst, exp, hus, jef, ofm, pes, vip, vp3, xxx



HEARTS & SWIRLS

APPLIQUE
File: KC1544 (20)
6.97"W X 4.30"H
ST: 14,200 (15)
Colors: 2
1. Outline (92)
2. Tackdown (93)
3. Med. Fuchsia (1110)
4. Fuchsia2 (1309)
INCL. IN PACKS: F70772



CONGRATULATIONS

APPLIQUE
File: KC1545 (20)
6.88"W X 4.39"H
ST: 9,925 (15)
Colors: 1
1. Outline (92)
2. Tackdown (93)
3. Blue6 (1096)
INCL. IN PACKS: F70772



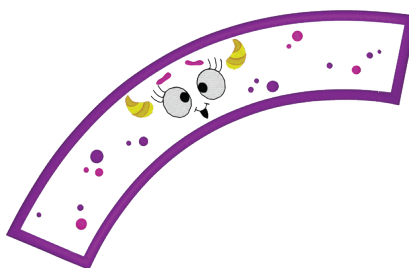
DECORATIVE CROSS

APPLIQUE
File: KC1546 (20)
6.94"W X 4.32"H
ST: 11,246 (15)
Colors: 1
1. Outline (92)
2. Tackdown (93)
3. Lt. Tangerine (1155)
INCL. IN PACKS: F70772



FLOWERS & SWIRLS

APPLIQUE
File: KC1547 (20)
6.88"W X 4.46"H
ST: 15,757 (15)
Colors: 4
1. Outline (92)
2. Tackdown (93)
3. Lime (1377)
4. Fuchsia (1109)
5. Lt. Green2 (1101)
6. Lt. Lt. Gold2 (1066)
INCL. IN PACKS: F70772



MONSTER FACE

APPLIQUE
File: KC1548 (20)
6.93"W X 4.37"H
ST: 7,042 (15)
Colors: 6
1. Outline (92)
2. Tackdown (93)
3. Dk. Dk. Purple (1122)
4. Med. Plum (1310)
5. White (1001)
6. Black (1000)
7. Dk. Yellow (1024)
8. Tangerine (1065)
INCL. IN PACKS: F70772



BUTTERFLIES APPLIQUE

APPLIQUE
File: KC1549 (20)
6.85"W X 4.45"H
ST: 17,040 (15)
Colors: 1
1. Outline (92)
2. Tackdown (93)
3. Dk. Plum (1188)
INCL. IN PACKS: F70772



HAPPY BIRTHDAY

APPLIQUE
File: KC1550 (20)
6.97"W X 4.34"H
ST: 9,961 (15)
Colors: 1
1. Outline (92)
2. Tackdown (93)
3. Med. Turquoise2 (1289)
INCL. IN PACKS: F70772



LET'S PARTY APPLIQUE

APPLIQUE
File: KC1551 (20)
6.86"W X 4.42"H
ST: 7,662 (15)
Colors: 1
1. Outline (92)
2. Tackdown (93)
3. Lt. Lt. Tangerine (1026)
INCL. IN PACKS: F70772

Cupcake Holders

Embroidery Club Feature Collection



16
Designs
5x7 Sewing Field
F70772

Formats: art, dst, exp, hus, jef, ofm, pes, vip, vp3, xxx

Instructions for Cupcake Holders


Items you will need for this project:

Fibrous water soluble stabilizer

Material for Appliqué

Spray adhesive

1. Hoop two pieces of fibrous water-soluble stabilizer.
2. Stitch outline and stop machine.



3. Spray the back of the fabric for the applique with adhesive spray. Lay fabric over the outline stitch and stitch the tackdown stitch and stop the machine.



4. Cut the fabric along the stitch line. Get as close to the stitches as possible, without cutting the stitches.



5. Continue sewing the rest of the design.



6. Cut away the stabilizer. Use a small brush or Q-tip to apply water to dissolve excess stabilizer.



7. Line up the two embroidery columns to form the cupcake holder. Use glue of your choice and hold in place with a clamp until dry.

