



# Baby Book Accents

22 Designs

Create your own precious keepsake!  
Sweet baby accents to embellish  
a custom quilted baby book!

970760

4x4 Design Formats: art, dst, exp, hus, jef, ofm, pcs, pes, sew, vip, vp3, xxx



## WALKING BABY

File: CH4267 (19)  
2.43"W X 2.83"H  
ST: 5,645 (12)  
Colors: 8  
1. Lt. Teal3  
2. Lt. Lt. Teal3  
3. Lt. Teal3

4. Teal5  
5. Lt. Lt. Flesh  
6. Med. Brown  
7. Lt. Red  
8. Black  
9. White

**INCL. IN PACKS:**  
970760



## MY 1ST STEPS

File: CH4268 (19)  
2.49"W X 2.79"H  
ST: 8,709 (12)  
Colors: 8  
1. Lt. Lt. Flesh  
2. Black  
3. Med. Brown

4. Lt. Teal  
5. Lt. Red  
6. Dk. Peach  
7. Teal2  
8. Dk. Teal

**INCL. IN PACKS:**  
970760



## FOOTPRINTS

File: CH4269 (19)  
2.50"W X 2.68"H  
ST: 4,566 (12)  
Colors: 2  
1. Lt. Teal  
2. Dk. Peach

**INCL. IN PACKS:**  
970760



## BABY GIRL

File: CH4270 (19)  
2.50"W X 3.18"H  
ST: 6,496 (12)  
Colors: 8  
1. Pink  
2. Lt. Lt. Flesh  
3. Yellow3

4. Black  
5. Lt. Red  
6. White  
7. Dk. Tangerine  
8. Dk. Pink  
9. Pink

**INCL. IN PACKS:**  
970760



## BABY BOY

File: CH4271 (19)  
2.50"W X 3.09"H  
ST: 6,344 (12)  
Colors: 7  
1. Lt. Periwinkle2  
2. Lt. Lt. Flesh

3. Yellow3  
4. Black  
5. Lt. Red  
6. White  
7. Lt. Lt. Blue Gray2

**INCL. IN PACKS:**  
970760



## MY 1ST TOOTH

File: CH4272 (19)  
3.14"W X 2.50"H  
ST: 8,104 (12)  
Colors: 7  
1. Pearl  
2. Lt. Periwinkle

3. Black  
4. Lt. Red  
5. White  
6. Lt. Blue Gray  
7. Dk. Blue Gray

**INCL. IN PACKS:**  
970760




## SMILING BABY

File: CH4273 (19)  
2.67"W X 2.69"H  
ST: 6,135 (12)  
Colors: 7  
1. Mint  
2. Lt. Lt. Flesh

3. Med. Yellow4  
4. Black  
5. Lt. Red  
6. White  
7. Dk. Peach

**INCL. IN PACKS:**  
970760



## DIAPER PINS

File: CH4274 (19)  
1.57"W X 2.16"H  
ST: 2,760 (12)  
Colors: 5  
1. Lt. Charcoal

2. Lt. Teal  
3. Gray  
4. Yellow3  
5. White

**INCL. IN PACKS:**  
970760




# Baby Book Accents

22 Designs

Create your own precious keepsake!  
Sweet baby accents to embellish  
a custom quilted baby book!

970760

4x4 Design Formats: art, dst, exp, hus, jef, ofm, pcs, pes, sew, vip, vp3, xxx



## PACIFIER

File: CH4275 (19)  
1.78"W X 2.04"H  
ST: 2,453 (12)  
Colors: 4

1. Lt. Blush
2. Med. Mint
3. Lt. Mint
4. White

**INCL. IN PACKS:**  
970760



**MY 1ST WORD**  
File: CH4276 (19)  
3.01"W X 3.00"H  
ST: 9,912 (12)  
Colors: 8

1. Yellow3
2. Lt. Lt. Flesh
3. Black

4. Lt. Red  
5. White  
6. Dk. Tangerine  
7. Lt. Mint  
8. Teal3  
**INCL. IN PACKS:**  
970760



**MY 1ST FOODS**  
File: CH4277 (19)  
3.25"W X 2.85"H  
ST: 11,791 (12)  
Colors: 17

1. Yellow2
2. Dk. Silver
3. Lt. Lt. Teal
4. Med. Yellow4
5. Lt. Lt. Flesh
6. Avocado
7. Black

8. Lt. Red  
9. White  
10. Dk. Brown  
11. Med. Gray  
12. Lt. Teal  
13. Dk. Lime  
14. Dk. Orange  
15. Lt. Green  
16. Lt. Lt. Sage2  
17. Dk. Peach  
**INCL. IN PACKS:**  
970760



**LOVE AT 1ST SIGHT**  
File: CH4278 (19)  
2.50"W X 2.70"H  
ST: 6,597 (12)  
Colors: 9

1. Lt. Mint2
2. Lt. Lt. Flesh
3. Dk. Dk. Umber

4. Med. Red  
5. Black  
6. Lt. Red  
7. White  
8. Dk. Fuchsia  
9. Dk. Peach  
**INCL. IN PACKS:**  
970760



**A STAR IS BORN**  
File: CH4279 (19)  
2.50"W X 2.79"H  
ST: 6,741 (12)  
Colors: 7

1. Dk. Blue Gray
2. Lt. Lt. Gold2
3. Med. Yellow3

4. Dk. Blue Gray  
5. Lt. Blue Gray  
6. Black  
7. Lt. Red  
8. White  
**INCL. IN PACKS:**  
970760



**PITTER PATTER**  
File: CH4280 (19)  
2.83"W X 2.56"H  
ST: 7,250 (12)  
Colors: 3

1. Lt. Lt. Teal3
2. Dk. Blue Gray
3. Teal3

**INCL. IN PACKS:**  
970760



**FOOTPRINTS**  
File: CH4281 (19)  
2.54"W X 2.54"H  
ST: 7,671 (12)  
Colors: 3

1. Lt. Lt. Peach
2. Lt. Periwinkle2
3. Dk. Peach

**INCL. IN PACKS:**  
970760



**BATH TIME BABY**  
File: CH4282 (19)  
2.60"W X 3.24"H  
ST: 9,921 (12)  
Colors: 11

1. Lt. Blue
2. Lt. Lt. Flesh2
3. Lt. Lt. Flesh
4. Black
5. Lt. Red

6. White  
7. Lt. Lt. Mint  
8. Lt. Blue  
9. Med. Yellow4  
10. Lt. Mint2  
11. Teal3  
12. Dk. Blue Gray  
13. White  
**INCL. IN PACKS:**  
970760





# Baby Book Accents

Create your own precious keepsake!  
Sweet baby accents to embellish  
a custom quilted baby book!

**22  
Designs**  
**970760**

4x4 Design Formats: art, dst, exp, hus, jef, ofm, pcs, pes, sew, vip, vp3, xxx



**BABY BOTTLE**  
File: CH4283 (19)  
1.51"W X 2.06"H  
ST: 3,428 (12)  
Colors: 5  
1. Lt. Lt. Flesh2  
**INCL. IN PACKS:**  
**970760**



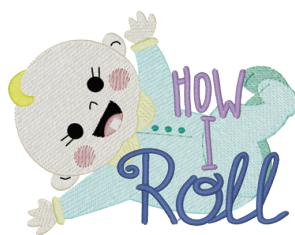
**MY 1ST CURLS**  
File: CH4284 (19)  
2.66"W X 2.75"H  
ST: 7,381 (12)  
Colors: 11  
1. Lt. Turquoise2  
2. Lt. Lt. Flesh  
3. Med. Brown  
4. Black  
5. Lt. Red  
6. White  
7. Mint2  
8. Lt. Lt. Taupe  
9. Lt. Taupe  
10. Teal3  
11. Dk. Blue Gray  
**INCL. IN PACKS:**  
**970760**



**ONESIE**  
File: CH4285 (19)  
2.20"W X 2.90"H  
ST: 5,277 (12)  
Colors: 5  
1. Yellow3  
2. Med. Gray  
3. White  
4. Lt. Lt. Maroon  
5. Silver  
**INCL. IN PACKS:**  
**970760**



**CRAWLING BABY**  
File: CH4286 (19)  
2.76"W X 3.07"H  
ST: 8,052 (12)  
Colors: 8  
1. Med. Mint  
2. Mint2  
3. Med. Mint  
4. Lt. Lt. Flesh  
5. Yellow3  
6. Lt. Lt. Flesh  
7. Black  
8. Lt. Red  
9. White  
10. Dk. Peach  
**INCL. IN PACKS:**  
**970760**



**ROLLING BABY**  
File: CH4287 (19)  
3.24"W X 2.50"H  
ST: 10,040 (12)  
Colors: 11  
1. Lt. Teal  
2. Lt. Lt. Teal  
3. Lt. Teal  
4. Teal3  
5. Lt. Lt. Flesh  
6. Lt. Lt. Gold2  
7. Med. Yellow4  
8. Black  
9. Lt. Red  
10. White  
11. Med. Lavender  
12. Dk. Blue Gray  
**INCL. IN PACKS:**  
**970760**



**HAPPY BABY**  
File: CH4288 (19)  
2.50"W X 2.72"H  
ST: 7,231 (12)  
Colors: 8  
1. Med. Lavender  
2. Lt. Lt. Flesh  
3. Black  
4. Lt. Red  
5. White  
6. Med. Yellow4  
7. Teal2  
8. Dk. Peach  
9. Lt. Lt. Flesh  
**INCL. IN PACKS:**  
**970760**



# Baby Book Accents

**22  
Designs**  
970760

Create your own precious keepsake!  
Sweet baby accents to embellish  
a custom quilted baby book!

## Baby Book Accent Instructions

### *Items you will need:*

Cut away backing  
Pre-quilted fabric for the cover.  
Pre-quilted fabric for the inside pages.  
Liquid Stitch  
Rick Rack  
Vinyl for picture pockets  
Optional- Quilt Binding

Fabric spray adhesive

1. Hoop two pieces of cut away backing.



2. Sew out the accent design. Then cut around the design as close to the stitching as possible. Cut off the excess backing.



3. Measure and cut the pre-quilted fabric to the size of your liking. (We made ours 9.5x19, this includes a 1/4 inch inseam).




4. Finish the rough edge of your cover & pages with quilt binding. There are great quilt binding tutorials online, if you aren't sure how to do this. Follow the same instructions for your inner pages of the book. (the inner pages will need to be smaller than the cover. We made our inner page 8.5 x 15 inches.)



5. Using the Alphasizer software, stitch and create a front label for the book. This is a great way to personalize the book with the babies name too! Pin the edges under and stitch around for a finished edge. You can make it any shape you prefer. Then pin to the front of your book cover and do a simple stitch around the edge.



6. Create the pockets for the photos. Measure and cut the vinyl to the size of your picture, allowing for a 1/4 inch inseam.





# Baby Book Accents

22  
Designs  
970760

Create your own precious keepsake!  
Sweet baby accents to embellish  
a custom quilted baby book!

- Using 1 inch binding. Press in half and place on the edge of vinyl, stitch to the vinyl. Do this for all four sides. Now stitch rick rack to the edge that you want for the top of the photo pocket. (This side will not be stitched to the book page, allowing a picture to be slid in and out with ease.)



- Pin the pocket in place where you want it on the book page. At this step, also pin rick rack on the remaining three sides. Stitch through the rick rack and onto the book page. Remember to leave one side open to insert the picture!



- Stitch down the center of the book, top to bottom, to make the book bind. The more pages you have in the center, the wider the book binding needs to be. Do this by adding more stitch lines. See the example below.



- Using liquid stitch, place and glue the embroidery accents to the pages. (The pieces should be cut before gluing. They will have a raw cut edge) It helps to lay a heavy book on top while the glue dries, to keep the accents flat.



- Your baby book with accents is now complete!

